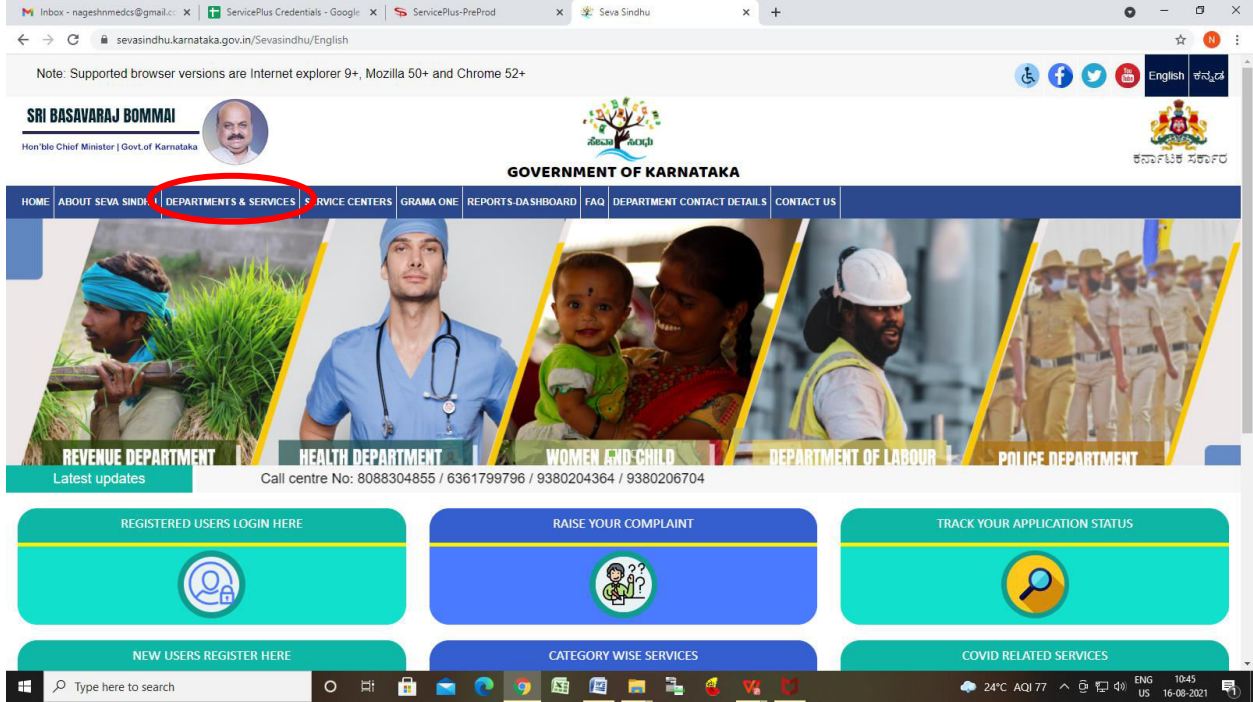
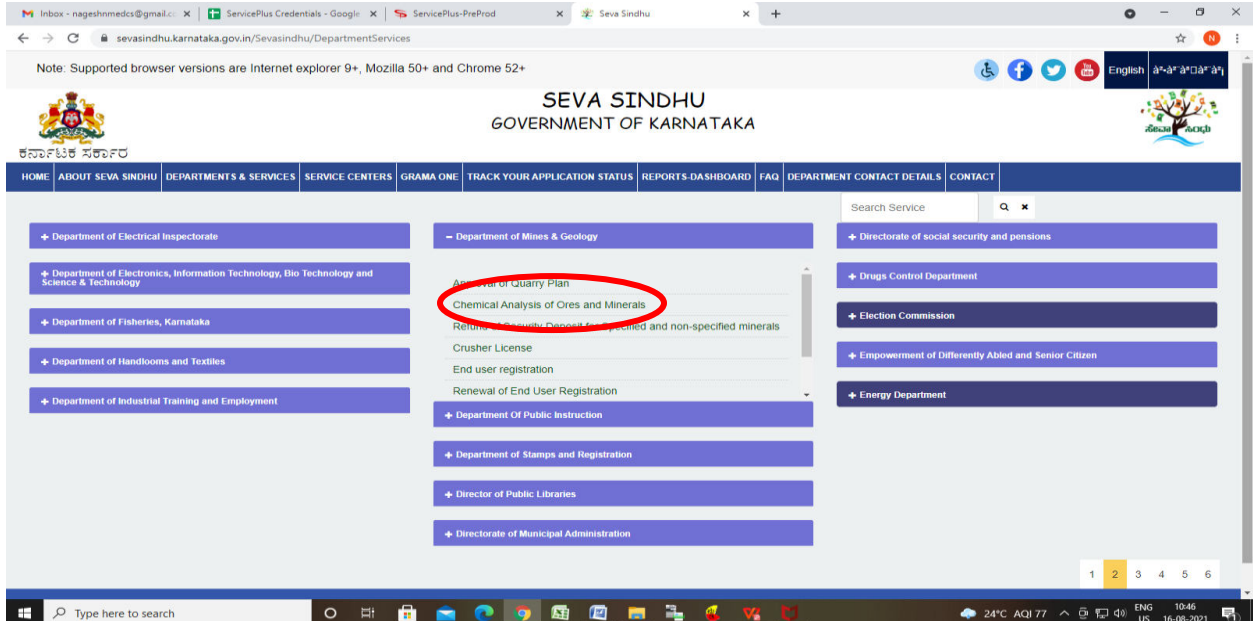


ಗಣಿ ಮತ್ತು ಭೂವಿಜ್ಞಾನ ಇಲಾಖೆ  
Mines and Geology Department  
ಅದಿರು ಮತ್ತು ಖನಿಜಗಳ ರಾಸಾಯನಿಕ ವಿಶ್ಲೇಷಣೆ

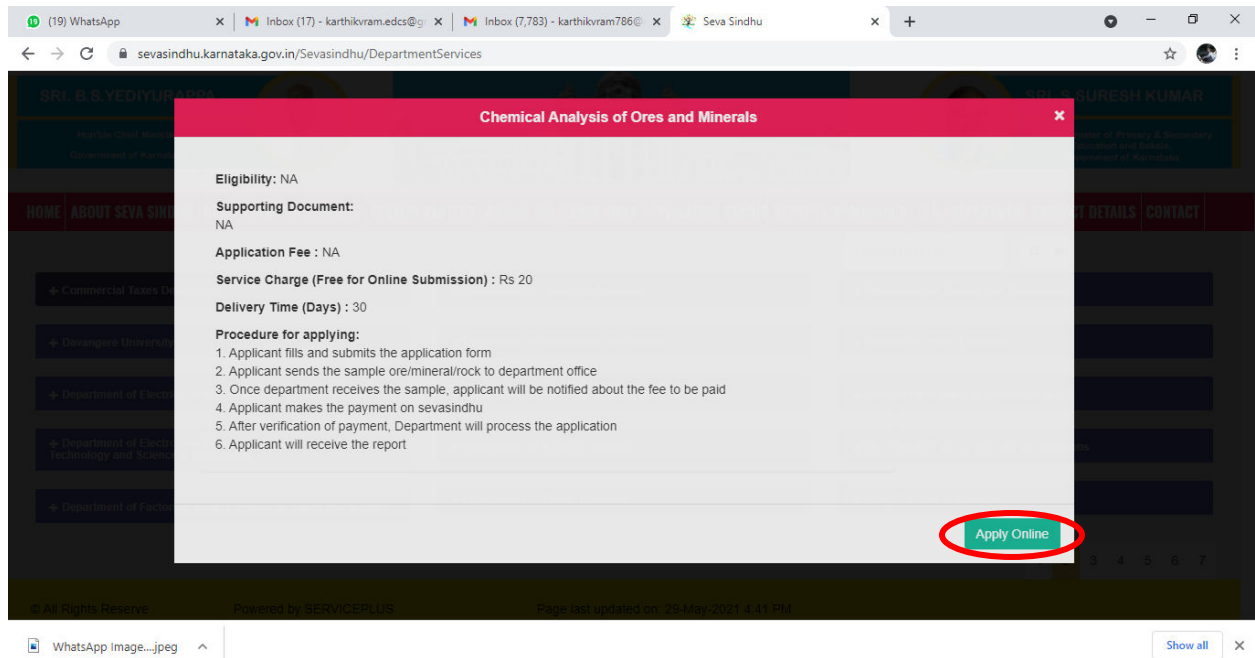
Application For Approval of Chemical Analysis of ores and minerals  
Step 1: Go to [sevasindhu.karnataka.gov.in](http://sevasindhu.karnataka.gov.in) website and click on Departments & Services



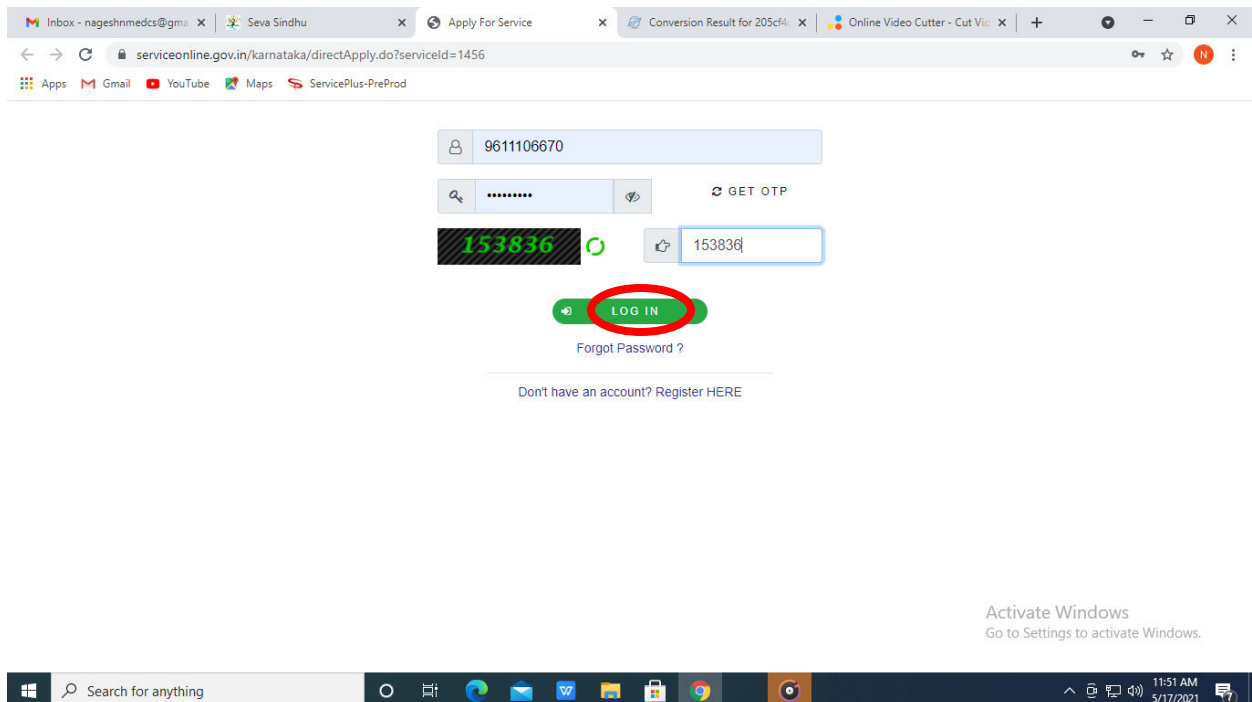
Step 2: Click on Department of Mines & Geology and select Application For Approval of Chemical Analysis of ores and minerals. . Alternatively, you can search Application For Approval of Chemical Analysis of ores and minerals in the search option



### Step 3 : Click on Apply online



### Step 4: Enter the username, password/OTP, captcha and click on Log In button



## Step 5: Fill the Applicant Details.

Application For Chemical Analysis of Ores and Minerals

**Important Note/ಪ್ರಮುಖ ಟಿಪ್ಪಣಿ**

Please send the sample to Chemical Laboratory, Department of Mines and Geology, No. 49, Khanija Bhavana, Race Course Road, Bangalore-560 001. Please mention the GSC number while sending the sample./ದಯವಿಟ್ಟು ರಾಸಾಯನಿಕ ಪ್ರಯೋಗಾಲಯ, ಗಣಿ ಮತ್ತು ಭೂವಿಜ್ಞಾನ ಇಲಾಖೆ, ನಂ. 49, ಖನಿಜಾ ಭಾವನಾ, ರೇಸ್ ಕೋರ್ಸ್ ರಸ್ತೆ, ಬೆಂಗಳೂರು -560 001 ಗೆ ಕಳುಹಿಸಿ. ಸ್ಯಾಂಪಲ್ ಕಳುಹಿಸುವಾಗ ದಯವಿಟ್ಟು ಜಿಎಸ್ಸಿ ಸಂಖ್ಯೆಯನ್ನು ನಮೂದಿಸಿ.

**Application Form/ಅರ್ಜಿ ನಮೂನೆ**

Applicant Name/ಅರ್ಜಿದಾರರ ಹೆಸರು *	Karthik V
Mobile Number/ಮೊಬೈಲ್ ಸಂಖ್ಯೆ *	9878768768
Email Id/ಇಮೇಲ್ ವಿಳಾಸ	karthikvram785@gmail.com
Address Line 1/ವಿಳಾಸ ಸಾಲು 1 *	No 29 3rd cross anjanaya
Address Line 2/ವಿಳಾಸ ಸಾಲು 2 *	temple road dodda banaswadi
Address Line 3/ವಿಳಾಸ ಸಾಲು 3	Bangalore 560043
Country/ದೇಶ *	India
State/ರಾಜ್ಯ *	KARNATAKA
District/ಜಿಲ್ಲೆ *	BENGALURU URBAN
Pin Code/ಪಿನ್ ಕೋಡ್ *	765765
Number of Samples/ಸ್ಯಾಂಪಲ್ ಗಳ ಸಂಖ್ಯೆ *	65465
Name of the Sample/ಸ್ಯಾಂಪಲ್ ಹೆಸರು *	

## Step 6: Verify the details. If details are correct, select the **checkbox ("Yes")**& **Submit**

**Declaration/ಘೋಷಣೆ**

I certify that the mineral sample submitted for the analysis is collected from the above address is true. I further certify that the information given above is true, complete and correct. /ವಿಶೇಷಣೆಗಾಗಿ ಸಲ್ಲಿಸಿದ ಖನಿಜ ಮಾದರಿಯನ್ನು ಮೇಲಿನ ವಿಳಾಸದಿಂದ ಸಂಗ್ರಹಿಸಲಾಗಿದೆ ಎಂದು ನಾನು ಪ್ರಮಾಣೀಕರಿಸುತ್ತೇನೆ. ಮೇಲೆ ನೀಡಲಾದ ಮಾಹಿತಿಯು ನಿಜ, ಸಂಪೂರ್ಣ ಮತ್ತು ಸರಿಯಾಗಿದೆ ಎಂದು ನಾನು ಮತ್ತಷ್ಟು ಪ್ರಮಾಣೀಕರಿಸುತ್ತೇನೆ.

I Agree \*

**Word verification**

313581

Please enter the characters shown above

313581

MINISTRY OF PANCHAYATI RAJ  
Digital India  
data.gov.in  
imofa.gov.in  
Deity  
PMINDIA

Site is technically designed, hosted and maintained by National Informatics Centre  
Contents on this website is owned, updated and managed by the Ministry of Panchayati Raj  
POWERED BY SERVICEPLUS

**Step 7 :** Click on e sign and Make Payment to proceed.

The screenshot shows a web browser window with the URL `serviceonline.gov.in/karnataka/editSaveAnnexure.do`. The page displays a form for 'Approval of Quarry' with the following sections:

- hiddenaddress :** 20-07-1996
- Annexure List**
  - 1) Quarry Plan [Quarry Plan](#)
  - 2) ID Proof [Voter ID](#)
  - 3) Predefined Template [Application Check List](#)
- Additional Details**
  - Apply to the Office: Mines and Geology District Office( DISTRICT - HASSAN )
- Draft Reference No :** MG004S210000634

At the bottom of the form, there are two buttons: **eSign and Make Payment** (highlighted with a red circle) and **Cancel**.

The footer contains logos for the Ministry of Panchayati Raj, Digital India, data.gov.in, .gov.in, DeltY, and PMINDIA. It also includes the text: 'Site is technically designed, hosted and maintained by National Informatics Centre. Contents on this website is owned, updated and managed by the Ministry of Panchayati Raj. POWERED BY SERVICEPLUS'.

**Step 8 :** Click on I agree with above user consent and eSign terms and conditions and Select authentication type to continue and Click on **OTP**

The screenshot shows the same web browser window as in Step 7, but with a 'Consent Authentication Form' dialog box open. The dialog box contains the following text:

I hereby state that I have no objection in authenticating myself with Aadhaar based authentication system and consent to providing my Aadhaar number along with the authentication details for the purposes of availing "Approval of Quarry Plan" by eSigning Application form and Enclosure(s). I understand that the OTP I provide for authentication shall be used only for authenticating my identity through the Aadhaar Authentication system, for obtaining my e-KYC through Aadhaar e-KYC service and for the issuance of Digital Signature Certificate (DSC) for this specific transaction and for no other purposes. For the creation of DSC, I understand that the options that I have chosen are the ones that shall be populated in the DSC generated by the CA and I provide my consent for the same. I also understand that the following fields in the DSC generated by the CA are mandatory and I give my consent for using the Aadhaar provided e-KYC information to populate the corresponding fields in the DSC.

1. Common Name (name as obtained from e-KYC)  
2. Unique Identifier (hash of Aadhaar number)  
3. Pseudonym (unique code sent by UIDAI in e-KYC response)  
4. State or Province (state as obtained from e-KYC)  
5. Postal Code (postal code as obtained from e-KYC)  
6. Telephone Number (hash of phone as obtained from e-KYC)

I understand that ServicePlus shall ensure security and confidentiality of my personal identity data provided for the purpose of Aadhaar based authentication.

I agree with above user consent and eSign terms and conditions

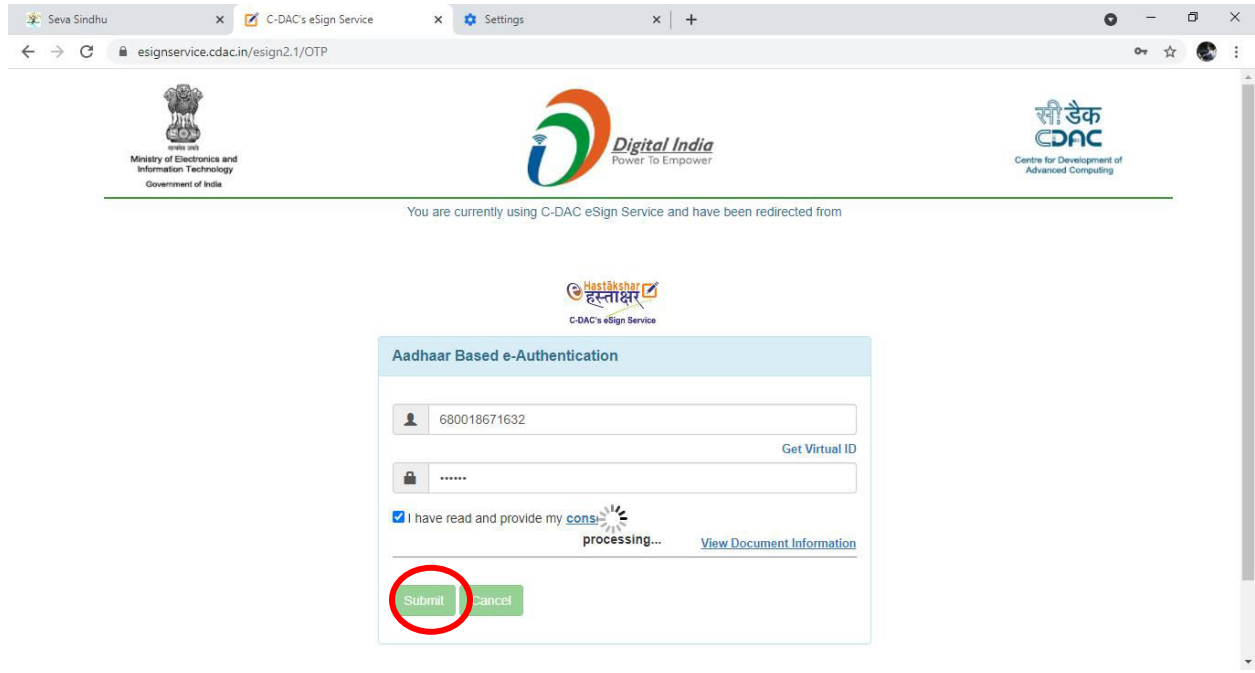
Select authentication type to continue

**OTP** Download Document

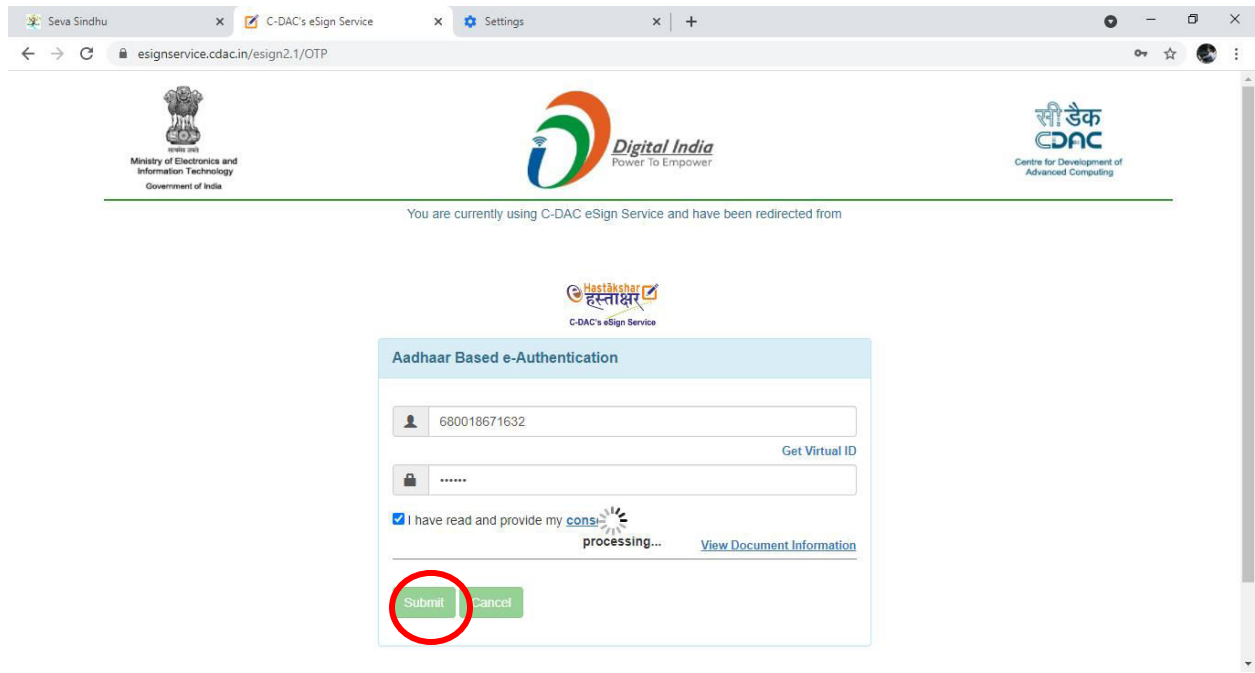
The 'OTP' button is highlighted with a red circle. A 'Cancel' button is also visible in the background.

The footer contains the same text as in Step 7: 'Site is technically designed, hosted and maintained by National Informatics Centre. Contents on this website is owned, updated and managed by the Ministry of Panchayati Raj. POWERED BY SERVICEPLUS'.

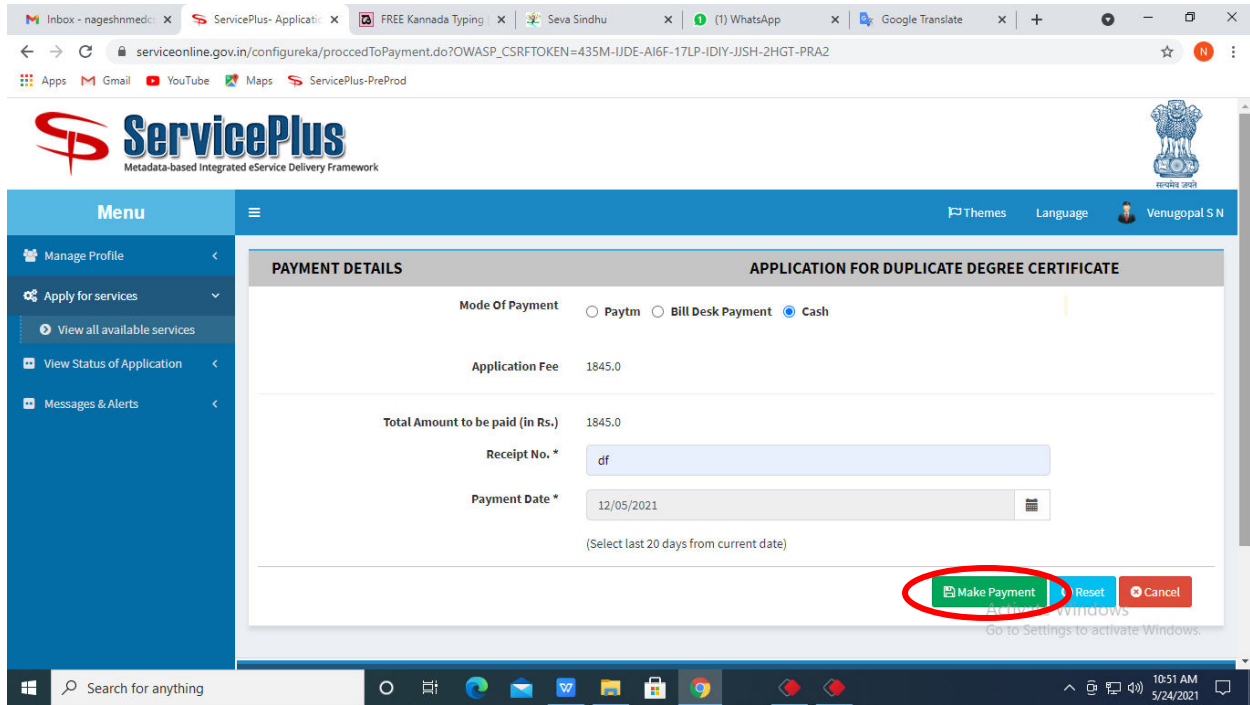
**Step 9 : Enter Aadhaar Number and click on get OTP**



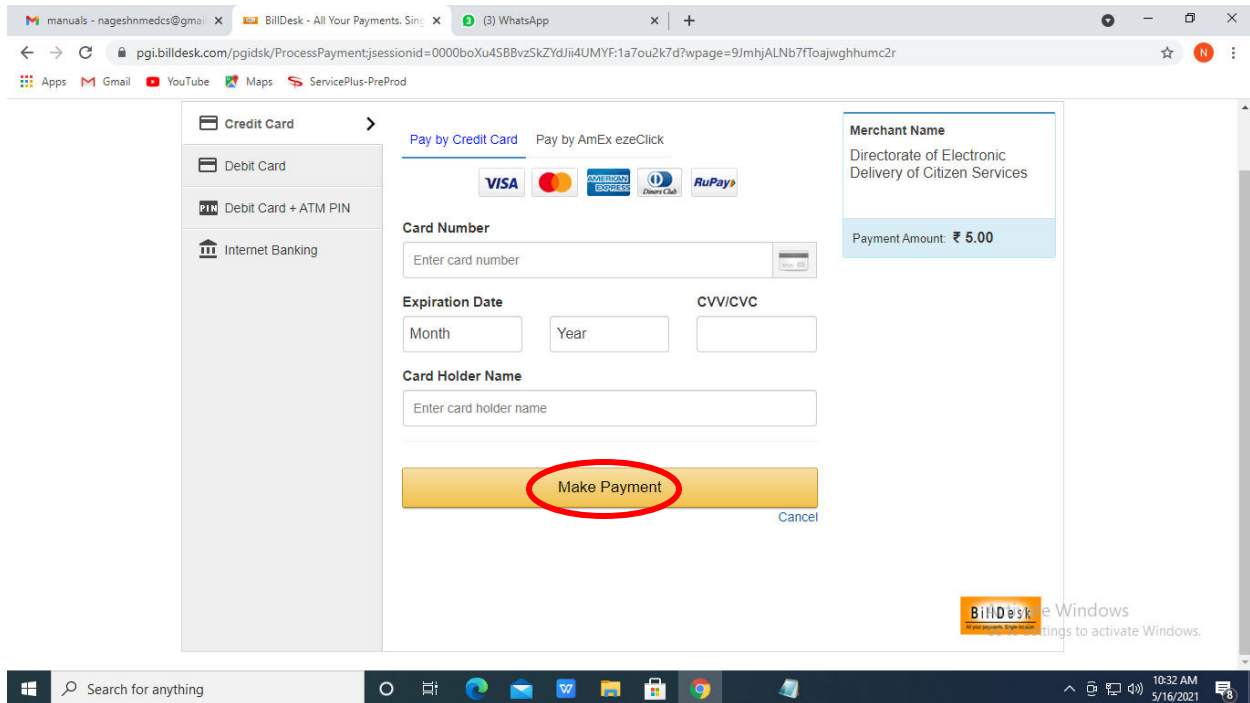
**Step 10 : Select Enter OTP and click on Submit**



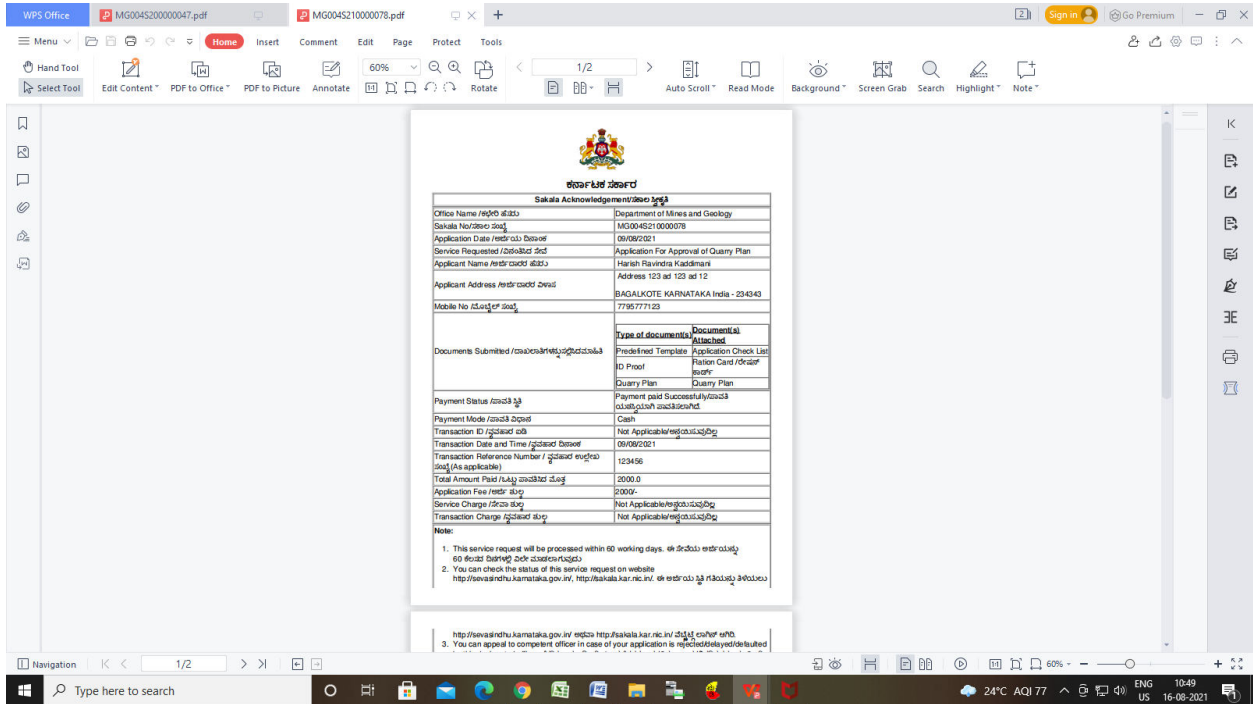
**Step 11 : Select the Mode of Payment and click on Make Payment to proceed**



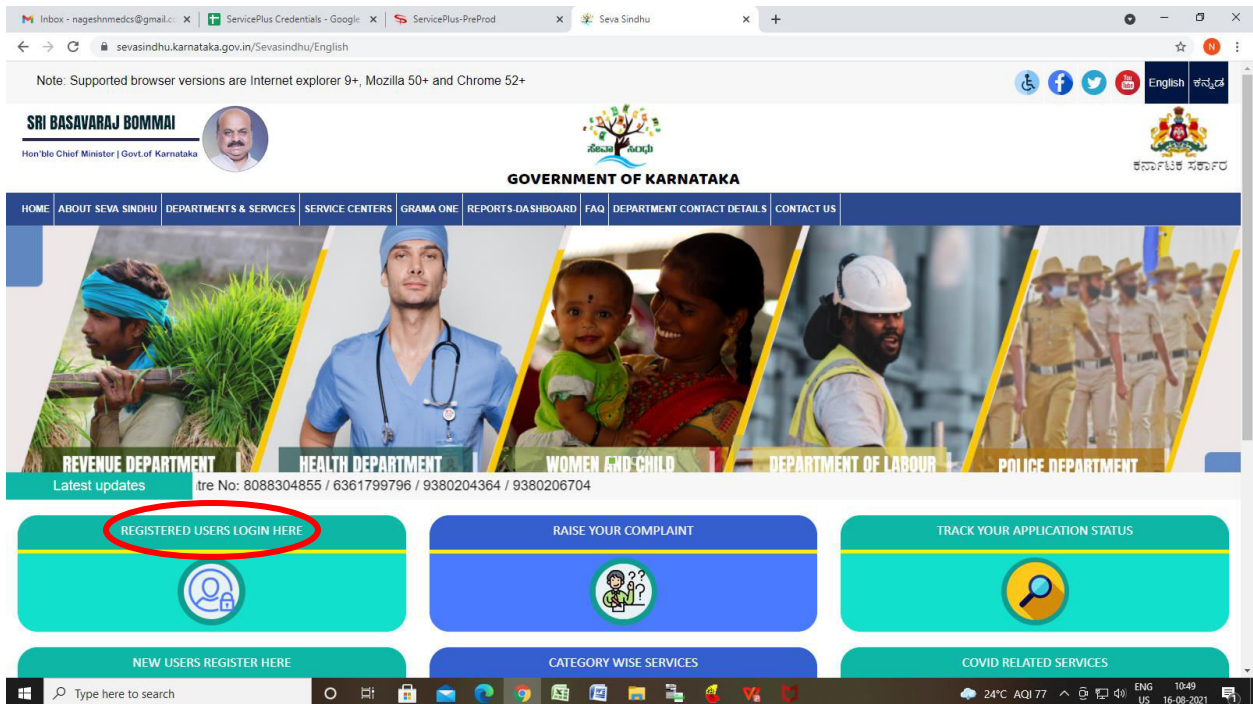
**Step 12 : Select preferred payment method (Credit Card/Debit Card/Internet Banking), enter the required details and click on make payment**



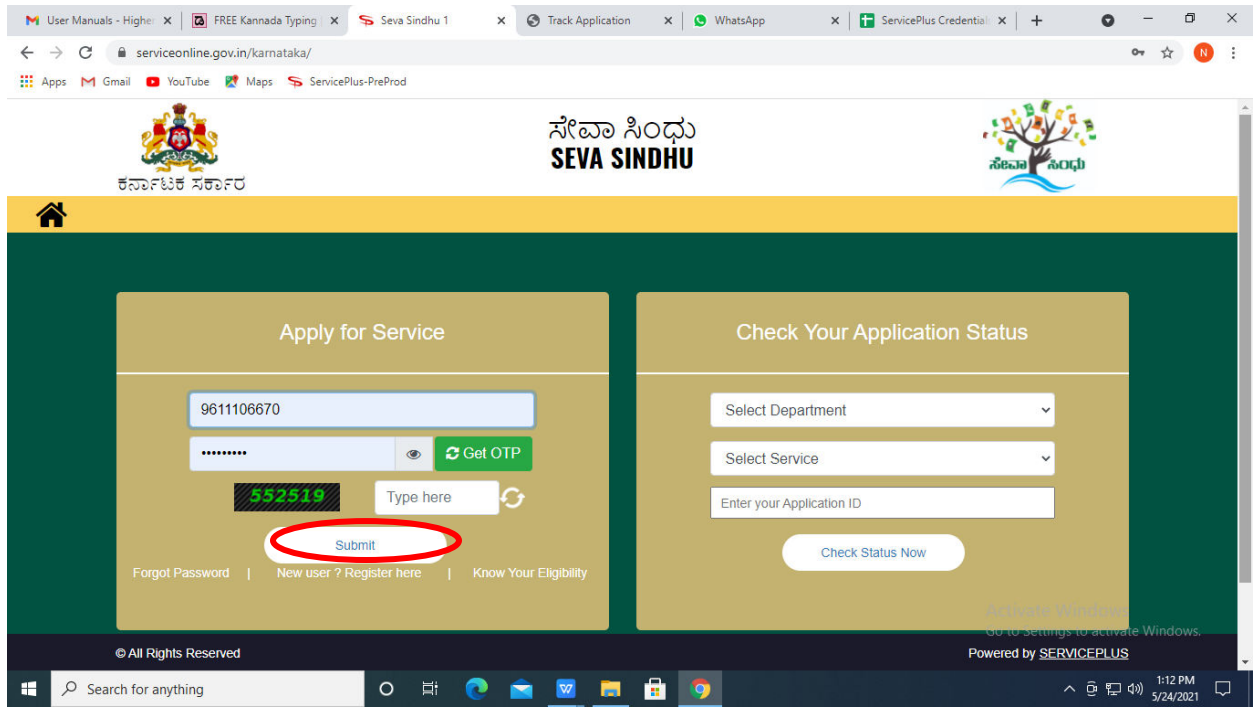
**Step 13:** After payment is successful, acknowledgement will be generated. Acknowledgment consists of applicant details, application details and the payment details for applicant's reference.



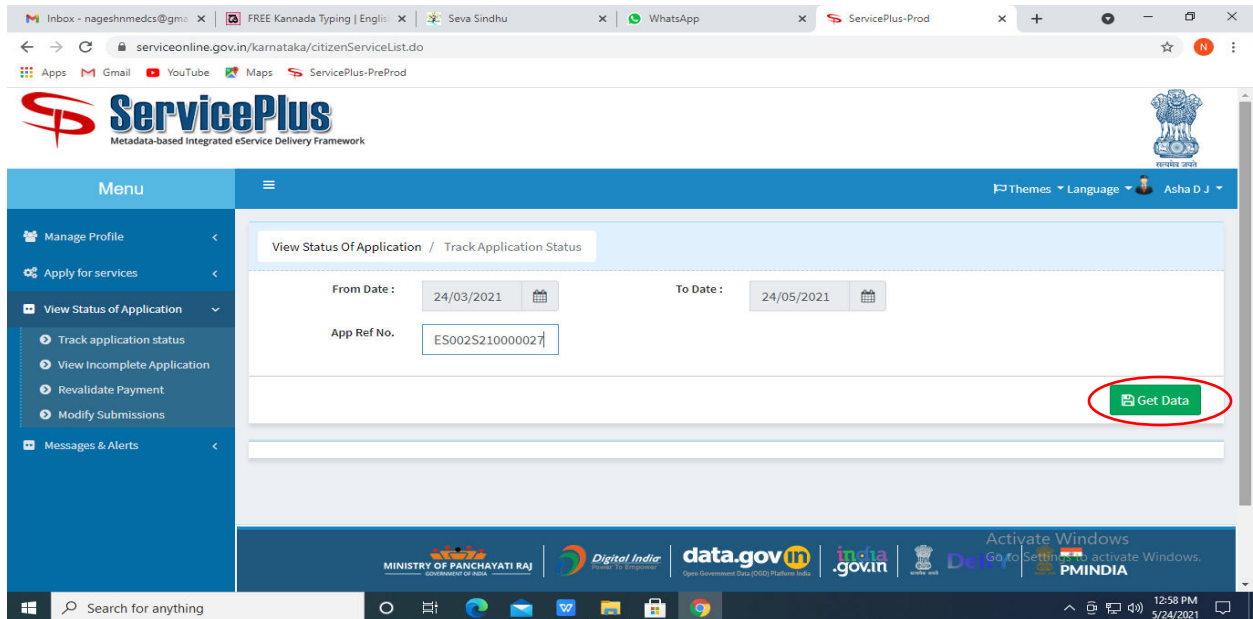
**Step 14 :** To download the certificate, go to the [sevasindhu.karnataka.gov.in](http://sevasindhu.karnataka.gov.in) and click on **Registered Users Login Here**



**Step 15 ::** Once the login page is open, enter your username, password/OTP, captcha and click on **Submit**.



**Step 16 :** Click on **View Status of Application --> Track application status**. Enter Application Reference Number (you can refer to Acknowledgment/SMS to get Application Reference Number) and click on **Get Data**.





## Step 17 : Check Current Status of the application. If it is delivered, Click on **Delivered**

The screenshot shows the 'View Status Of Application / Track Application Status' page. The 'From Date' is 24/03/2021 and the 'To Date' is 24/05/2021. The 'App Ref No.' is ES002S210000027. A 'Get Data' button is visible. Below, a table lists application entries. The first entry is circled in red, showing a status of 'Delivered'.

SNo	Service Name	Application Reference No	Submission Date	Due Date	Current Status
1	Application for Death Certificate	ES002S210000027	20/05/2021	21/05/2021	Delivered

## Step 18: Under Issue Document(s), click on **Output certificate**



The screenshot shows the 'Status of Application' dialog box. It displays the application reference number (ES002S210000027), service name (Application for Death Certificate), and applicant (Asha D J). Below, a table lists issued documents. The 'Output Certificate' link is circled in red.

S.No.	Task Name	Form Details	Issued Document(s)	Status	Remarks
1	Application Submission	<a href="#">View</a>	<a href="#">Acknowledgement</a>	Completed	NA
2	Push application data to DB	NA	Nil	Forwarded	<a href="#">View</a>
3	Callback Webservice	NA	<a href="#">Output Certificate</a>	Delivered	<a href="#">View</a>

**Step 19: Approval of Chemical Analysis of ores and minerals output certificate will be downloaded. You can print the certificate if required.**

**Government of Karnataka**  
**Department Of Mines And Geology**  
**End User Registration Output certificate**

Registration of Mineral Based Industries under (Rule 5(1) of chapter IV) The Karnataka Mines and Minerals (Regulation and Control) Act, 1957  
 Registration No: MG06520000016 Date: 24/11/2020

Registration Details		Registration Fee	Rs. 10000*
Applicant Category	dfg	License Fee	dfg
Business Activity Type	dfg	15% of Capx	
Name of End User Company/End user of Mineral/Industry	Shashidham	Tax Clearance	ty
Passion in Mine	dfg	Taxes Tax registration	df
Address:	dfg	Income Tax Clearance	df
<b>Particulars:</b>		Admitt	dfg
IT pack / Regior of it	dfg	BM Registration No.	dfg
BELAGAVI KARNATAKA Taluk	dfg	Validity	3
District	BELAGAVI	Officer's Signature	
State	KARNATAKA	Designation	DIRECTOR Department of Mines & Geology
e-mail id	mgd@mgm.com	Seal	
Pin code	600022		

\*Note: \*The Registration number is given temporarily only to participate in e-auction conducted by Monitoring committee (excluding minor minerals).

This document contains 1 signatures, where 1 signature validity is unknown.